



Fulton County Operational Report

July 12, 2023

Board of Commissioners Meeting



Justice and Jail Systems Update



FULTON COUNTY GOVERNMENT

Project **ORCA** & Justice System Update

JUNE 21, 2023

AGENDA

01 ORCA CASE REDUCTION

02 CUMULATIVE CASE REDUCTION

03 JAIL POPULATION UPDATE

PROJECT OVERVIEW

Since the beginning of COVID-19, the Fulton County Court System has amassed a significant and unprecedented level of cases. Project ORCA will address this challenge by utilizing a combination of capacity expansion and productivity enhancement initiatives to expedite the case adjudication process.

CASE ACCUMULATION DEFINED

All cases (hearings, filings, applications) that were initiated before and during the pandemic (including those currently awaiting formal charging or filing) that have been impacted due to current limitations at various stages of the case administration process.

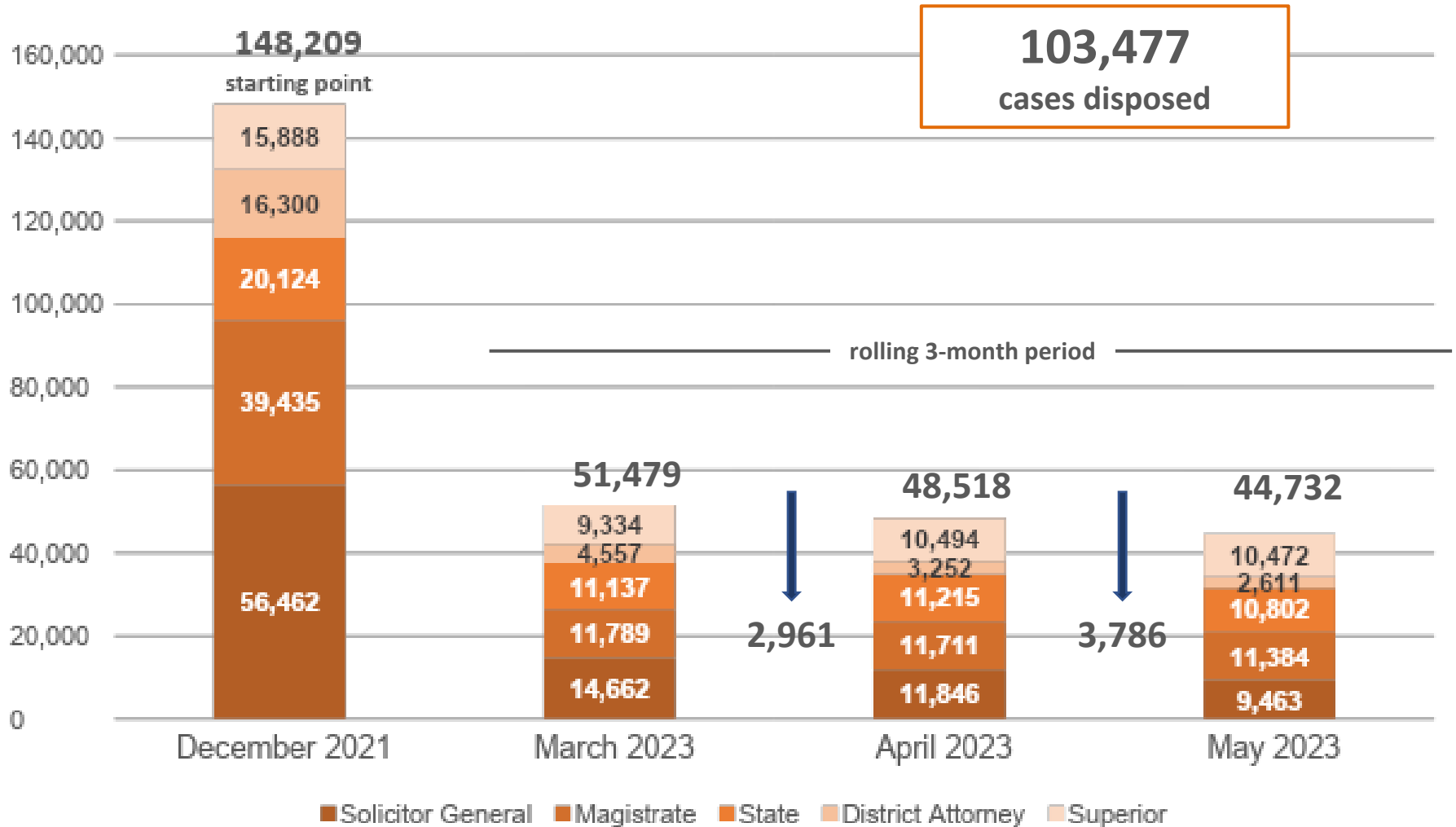


The COVID-19 Case Resolution Project began on **December 6, 2021** with **148,209** open and active cases.

As of **May 31, 2023**, **103,477** cases have been disposed. There are **44,732** pending open and active cases.

PROJECT ORCA CASE REDUCTION

DISPOSITIONS BY OFFICE



PROJECT ORCA CASE REDUCTION

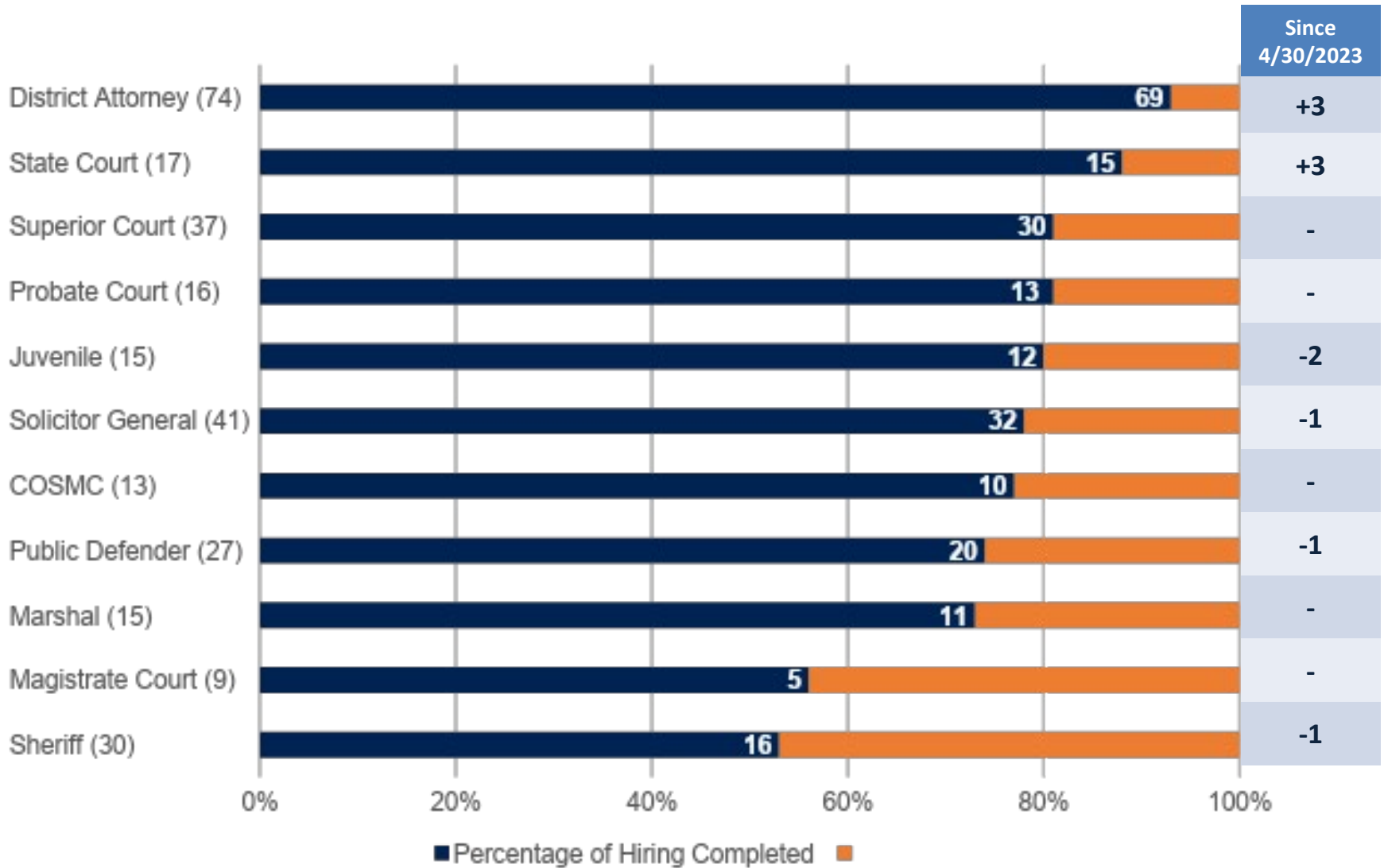
CASE DISPOSITION SUMMARY



Office	May 2023 (Last full month)			Project To Date (12/6/2021 through 5/31/2023)		
	Target	Actual	Variance	Target	Actual	Variance
Superior	442	331	(111)	7,943	9,423	1,480
District Attorney	356	659	303	7,666	13,707	6,041
State	556	476	(80)	10,000	12,129	2,129
Solicitor General	1,540	970	(570)	27,720	46,985	19,265
Magistrate	1,091	385	(706)	19,633	28,094	8,461
Overall	3,985	2,821	(1,164)	72,962	110,338	37,376

HIRING PROGRESS

HIRING PROGRESS BY DEPARTMENT AS OF 5/29/2023





FULTON COUNTY GOVERNMENT

Project **ORCA** & Justice System Update

JUNE 21, 2023

AGENDA

- 01 ORCA CASE REDUCTION
- 02 **CUMULATIVE CASE REDUCTION**
- 03 JAIL POPULATION UPDATE

CUMULATIVE CASE REDUCTION JUSTICE SYSTEM SCORECARD



MEASURE	GOAL	APRIL 2023	MAY 2023	DELTA
Average Length of Stay	30 days	63 days	71 days	8 day increase
Jail Population Unindicted without other charges	10%	37%	34%	3% decrease (113 fewer unindicted)
Clearance Rate for Felony Criminal Cases	100%	63%	69%	6% increase
Felony Cases Disposed within 180 Days	90%	26%	25%	1% decrease
Felony Cases Disposed within 365 Days	98%	58%	61%	3% increase

CUMULATIVE CASE REDUCTION COURT CAPACITY



Office	Case Type	March			April			May		
		Baseline	Disposed	% Capacity	Baseline	Disposed	% Capacity	Baseline	Disposed	% Capacity
		2018/2019	2023	2023	2018/2019	2023	2023	2018/2019	2023	2023
Superior	CR	743	568	76.4%	705	510	72.4%	684	639	93.4%
Superior	CV	509	625	122.9%	484	459	94.9%	506	527	104.3%
District Attorney	CR	1,181	2,883	244.1%	3,728	10,585	283.9%	3,166	6,795	214.6%
State	CR	1,450	844	58.2%	1,522	994	65.3%	1,388	1,031	74.3%
State	CV	631	753	119.1%	510	659	129.3%	533	713	133.9%
Solicitor General	CR	2,008	1,661	82.7%	1,551	7,573	488.4%	1,827	3,471	190.0%
Magistrate	CR	236	355	150.4%	129	239	185.3%	297	331	111.4%
Magistrate	CV	4,445	8,234	185.3%	2,884	7,890	273.3%	3,199	6,707	209.7%



FULTON COUNTY GOVERNMENT

Project **ORCA** & Justice System Update

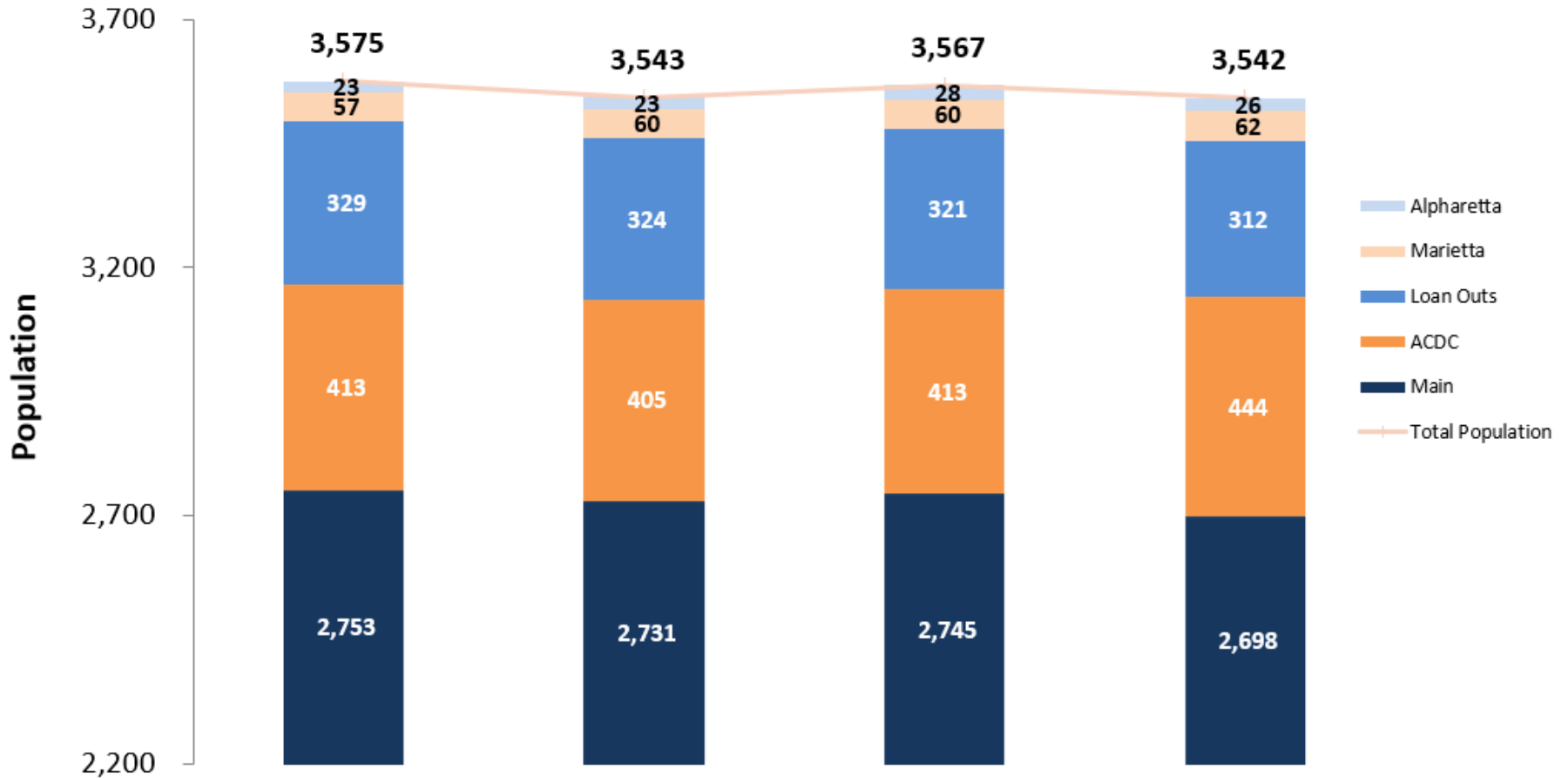
JUNE 21, 2023

AGENDA

- 01 ORCA CASE REDUCTION**
- 02 CUMULATIVE CASE REDUCTION**
- 03 JAIL POPULATION UPDATE**

AVERAGE WEEKLY JAIL POPULATION

5/01/2023 - 5/28/2023



	05/01 - 05/07	05/08 - 05/14	05/15 - 05/21	05/22 - 05/28
Book In	434	382	447	426
Book Out	450	393	367	364
Net	16	11	(80)	(62)

AVERAGE WEEKLY JAIL POPULATION

5/01/2023 – 5/28/2023



	POPULATION BY FACILITY			
	05/01 – 05/07	05/08 – 05/14	05/15 – 05/21	05/21 – 05/28
Main	2,753	2,731	2,745	2,698
ACDC	413	405	413	444
Loan Outs	329	324	321	312
Marietta	57	60	60	62
Alpharetta	23	23	28	26
TOTAL	3,575	3,543	3,567	3,542

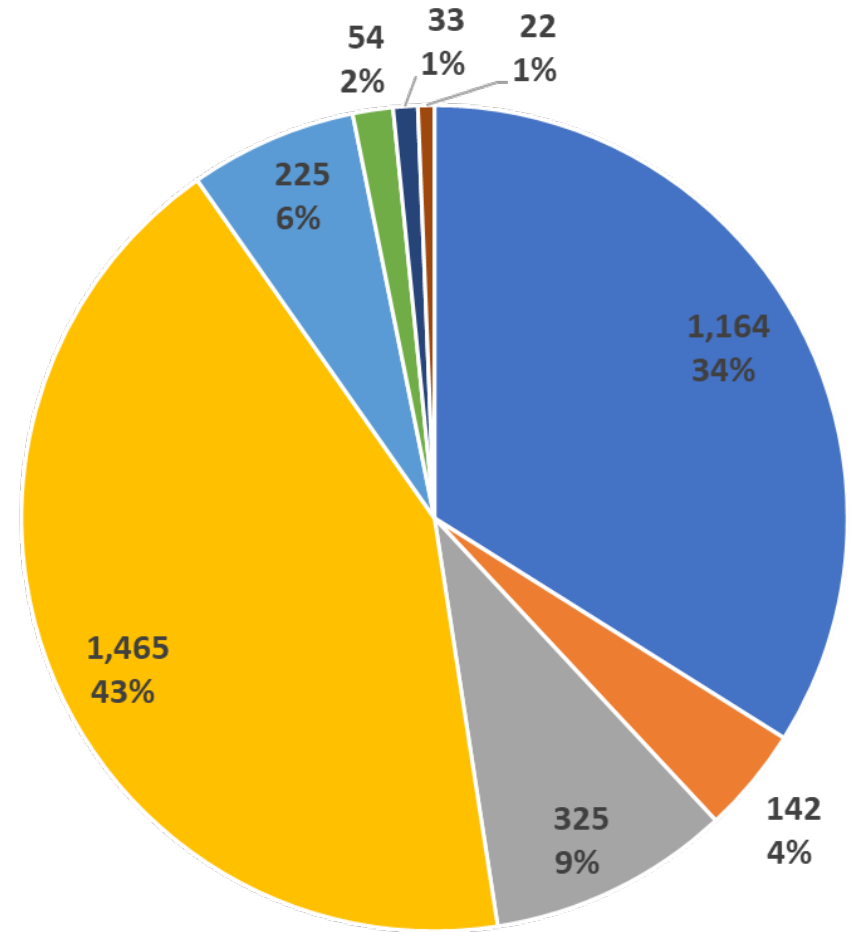
	WEEKLY BOOK IN / BOOK OUT			
Book In	434	382	447	426
Book Out	450	393	367	364
NET	16	11	(80)	(62)

JAIL POPULATION

FULL INMATE ANALYSIS AS OF 5/24/2023



Status	Number of Inmates	
Unindicted	1,164	34%
Unindicted w/ Hold	325	9%
Unindicted w/ Indicted Case	142	4%
Indicted (DA)	1,465	43%
Accused (SG)	225	7%
Hold Only (SBPP/Foreign)	54	2%
Awaiting Pickup/Transport/Extradition	33	1%
Serving Sentence / CPO	22	1%
TOTAL	3,430	100%



- Unindicted
- Unindicted w/ Indicted Case
- Unindicted w/ Hold (FTA/PV/SBPP/Foreign)
- Indicted
- Accused
- Hold Only (SBPP/Foreign)
- Awaiting Pickup/Transport/Extradition
- Serving Sentence/CPO

JAIL POPULATION POPULATION REDUCTION INITIATIVES



ACTION ITEM	DESCRIPTION / BACKGROUND	BOC UPDATE	START DATE
Increase inmate transports to Superior Court	Double the number of inmate transports per week	<ul style="list-style-type: none"> Sheriff's Office has doubled the number of inmate transports to Superior Court 	March 1
Increase the number of senior judges for Superior Court	Add new senior judges for criminal trial / weekend calendars and increase their compensation	<ul style="list-style-type: none"> 4 new senior judges have been added Trial calendars built out for remainder of the year 	May 15
Superior Court civil cases to State Court	Assign Superior Court civil cases to State Court for remainder of 2023	<ul style="list-style-type: none"> First round of civil cases have been assigned Assignments will continue on a rolling basis 	May 15
Increase Zoom capacity for Superior Court criminal cases	Increase the calendars and resources to expand cases leveraging Zoom	<ul style="list-style-type: none"> Analyzing Zoom usage data to understand if capacity exists Determining available space for additional Zoom booths at the Jail 	July 15
Expand the C-3 Program	Increase the number of C-3 contract attorneys and cases per attorney, with a focus on jail cases	<ul style="list-style-type: none"> Nearly 20 C-3 attorneys in the program representing over 60 defendants Case assignments being made on a monthly basis Evaluating need to expand C-3 attorney roster 	July 15
Prioritize jail cases on the Superior Court calendar	Prioritize jail cases on Superior Court calendars	<ul style="list-style-type: none"> Developing new Odyssey queries for automated and on-demand reports showing unindicted and indicted inmates 	July 15
Weekend court at Fulton County Jail	Hold criminal court cases at Fulton County Jail on weekend days	<ul style="list-style-type: none"> Developed logistics plan with Justice Partners with formal kickoff meeting scheduled for June 27 Anticipate about 20 – 50 inmates per Saturday Event 	July 29
Establish a competency court calendar	Create a dedicated calendar for competency cases	<ul style="list-style-type: none"> Operations and resource plan developed Plan will be presented to Superior Court bench at the July bench meeting 	August 15

PRIORITIES



- ✓ Accelerate ORCA case resolution/performance
- ✓ Implement multi-agency jail reduction plan
- ✓ Prevent Post-ORCA backlog

JUSTICE SYSTEM DASHBOARDS

PUBLIC INFORMATION



JUSTICE SYSTEM DASHBOARDS

DEPARTMENT

PUBLICLY AVAILABLE DASHBOARDS

SUPERIOR COURT

Total Defendants in Jail (Complex)
 Defendants in Jail for Over 1 Year (Complex)
 Total Pending Cases (Complex)
 Cases Pending for Over 1 Year (Complex)
 Total Defendants in Jail (Non-Complex)
 Defendants in Jail > 180 Days (Non-Complex)
 Total Pending Cases (Non-Complex)
 Cases Pending > 180 Days (Non-Complex)

NATIONAL COURT STANDARDS

Time to Disposition (Felony)
 Time to Disposition (Civil)
 Time to Disposition (Family)
 Clearance Rates
 Aging of Cases

STATE COURT

Total Defendants in Jail (Misdemeanor)
 Defendants in Jail Over 1 Year (Misdemeanor)
 Total Pending Criminal Cases
 Criminal Cases Pending for Over 1 Year

PROJECT ORCA DASHBOARDS

DEPARTMENT

PUBLICLY AVAILABLE DASHBOARDS

OVERALL

Total Disposed Cases
 Remaining Open & Active Cases

COURTS

Total Disposed Cases & Filings
 Remaining Open & Active Cases & Filings

PROSECUTORS

Total Disposed, Indicted, or Accused Cases
 Remaining Open & Active Cases

All publicly available justice system data and dashboards are found at:
<https://fultoncountyga.gov/inside-fulton-county/open-government>



QUESTIONS



Jail Bridging Plan Update

Jail Bridging Plan Objective Updates



Maintenance

Projected 2023 extra cost: \$8,300,000

- ❖ Medical and mental health units will remain a priority
- ❖ Inmates to be moved to South Annex, to open one unit at Rice St. (6 Zones) for complete repair.
- ❖ Each Blitz Unit repair will be conducted within one month (11 total Units). to be completed in Priority Order
- ❖ **Maintenance Plan and Contractor staffing are ready for implementation, waiting on contract amendment negotiations with NaphCare to cover the South Annex. Once NaphCare is resolved, inmates can be moved, (est late July)**

Food

Projected 2023 extra cost: \$3.800,000

- ❖ The increase in food cost is directly related to national supply chain challenges, inflation, security, and rising inmate population.
- ❖ Employees are now prohibited from bringing in outside food, due to security concerns.
- ❖ **Contract with new vendor is in place.**

Personnel

Projected 2023 extra cost: \$2,720,000

- ❖ Contactor staffing of all jail towers, Cost \$2,320,000.
- ❖ **Contactor to start 40 hr training requirement on 10 July, (23 in first wave). First group will be ready for work on 17 July. This will continue weekly, until contractor staffing reaches full strength, (mid-August).**
- ❖ Staffing Survey. study needed to understand the staffing as it pertains to the current detainee population level Cost \$400,000

Medical

Projected 2023 extra cost: \$4,550,00

- ❖ The Health Care Provider, the County, and the FCSO have renegotiated the health service contract for the rest of the year, with new provisions for contactor safety and contactor accountability.
- ❖ BOC approved funding for the new contract on 7 June 2023
- ❖ **Waiting on contract amendment negotiations with NaphCare to provide medical coverage for the South Annex**

Public Affairs

Projected 2023 extra cost: \$500,000

The mission of the Fulton County Justice System Joint Information Center (JIC); is to provide a structure and system for developing and delivering coordinated interagency messages; developing, recommending, and executing public information plans/procedures and strategies on behalf of the Fulton County Justice System Leadership; advising Incident Command concerning public affairs issues that could affect a response effort; and controlling rumors and inaccurate information that could undermine public confidence in Justice System.

- ❖ **Group is sharing information and meeting regularly**

Recommended Funds to Use for Jail Bridging Plan

SOURCES OF FUNDS

General Fund Budget

Sheriff – Salary Savings (Current)	\$	4,400,000
Sheriff – Salary Savings (Future – Estimate)		3,000,000
Salary Savings – Other Departments		5,000,000
Non-Agency – Earmarked for Other Purposes		7,470,000
Total General Fund	\$	19,870,000

PLANNED USE OF FUNDS

Jail Bridging Plan

Jail – Medical Services Contract	\$	4,550,000
Jail – Food Services Contract (Apr - Nov 23)		3,800,000
Tower Staffing		2,320,000
Staffing Survey		400,000
Public Affairs		500,000
Jail Maintenance		<u>8,300,000</u>
Total Jail Bridging Program Projects	\$	19,870,000





QUESTIONS